

SPECIAL EVENTS

STAGING, SEATING & FENCING PRODUCTS



GRANITE INDUSTRIES
GRANITEIND.COM
877-447-2648

JANUARY 2018



SEATING, STAGING & FENCING

TABLE OF CONTENTS, TOP 10 FEATURES, & WARRANTY

Table of Contents

Signature Stage.....	4
Components	6
Deck & Leg Calculators.....	7
Guard Rail.....	8
Stairs	9
Access Ramps	10
4' x 4' Deck Packages	11
AXIS Stage.....	12
Stairs, Guard Rail & Components.....	14
Testimonial	15
4' x 4' Deck Packages	16
4' x 8' Deck Packages	17
Signature Bleachers.....	18
Deluxe Signature Bleachers.....	19
Fold-N-Tow Bleachers	20
Stadium Bleachers	22
Benches.....	23
Fencing.....	24

Staging Warranty

Bleacher and staging components excluding any finishes and wood decking are warranted for three (3) years from date of original purchase.

We will repair, without charge, any defect due to faulty material or workmanship. These warranties do not cover failures due to abuse, misuse, improper installation, accidental damage or when repairs or modifications have been made or attempted to be made by anyone other than Granite Industries. Any defective products that meet warranty specifications and Granite Industries approval, may be returned to the factory to be repaired or replaced free of charge. (Granite Industries will pay to ship replacement item(s) to the customer; however the customer is responsible for shipment of products to the factory.)

This remedy is the sole remedy in contract, tort or otherwise, and Granite Industries is not liable for incidental, consequential or special damages.

These warranties give you specific legal rights, and you may have other rights which vary from state to state. Should you have any questions, contact Granite Industries (proof of purchase may be required).

Orders and quote requests can be emailed to support@graniteind.com or faxed to 419-445-3304.

Contact us at 877-447-2648 for a return authorization and details.

Granite Industries

595 East Lugbill Rd., Archbold, OH 43502

Phone: 877-447-2648 Email: support@graniteind.com

Five reasons to buy Granite staging:

- 1. Steel and Aluminum Platforms**
Find the perfect platform for your application
- 2. Easy to assemble**
built with customer's in mind
- 3. Built to last**
Industry leading 3 year warranty
- 4. Full line of accessories**
Everything from guardrails to stairs
- 5. Customer Support**
Contact us for quick and responsive customer care

Five reasons to buy Granite bleachers:

- 1. Made in the USA**
All bleachers are made in the USA from top quality components
- 2. Full range of styles**
from a very basic 3 row to our popular Fold-N-Tow
- 3. Built to last**
3 year warranty
- 4. Patented Flexibility**
Our unique quick release system allows for bleachers to be setup and torn down quickly and easily.
- 5. Customer Support**
Contact us for quick and responsive customer care

Featured Product Lines

Signature Steel Stages (pages 4-13)

Granite's most economical stage doesn't compromise on quality or looks.

- Hanging leg system and quick connecting roto locks reduce setup time
- Available in painted plywood, high traffic carpet, or quad ripple laminate.
- 3 year warranty



AXIS Aluminum Stages (pages 14-17)

Granite's AXIS Staging came in response to the fast growing aluminum stage market.

- Lightweight – Easy to handle and store
- One person can quickly and easily setup the 4' x 4' decks.
- Excellent fit and finish provides a professional look for many years.
- Available in painted plywood or quad ripple laminate.
- 3 year warranty



Signature Bleachers (pages 18-22)

Granite's Signature Bleachers have emerged as an industry favorite.

- Powder coated steel understructure for improved finish and durability.
- Full range of options from the simple 3 row bleacher to the complex Fold-N-Tow 7 row bleacher.
- Each stage is designed and manufactured in Archbold, OH.
- Control over every element of the bleachers design.
- All bleachers feature an anodized seatboard and mill finish footboard
- 3 year warranty



SIGNATURE STAGE

STEEL STAGE DECKS



SIGNATURE STAGING

The Signature Series portable staging from Granite Industries is an industry leading stage. Granite Industries has a history of building quality stages and stage accessories. The Signature Stage is a favorite for rental companies & end users.

Steel Construction

The Signature Series Stages are built from steel for maximum strength and durability. Steel construction provides excellent value and stands up to rental and commercial use. Diagonal angle supports give stage frame additional rigidity.

Unlimited Possibilities



Granite offers deck height options from 4" to 56" and a wide range of staging packages from 8' x 12' to 40' x 48'. Stage connecting hooks allow for easy installation and enables decks to be offset.

Durable Deck


The deck is constructed from 3/4" plywood which is treated and painted for long life. Quad Ripple laminate is available for an upgraded look and high end finish. This laminate protects the plywood and also provides a slip resistant finish. We also offer carpeted decks, which are covered with a low pile, traffic resistant carpeting. The strength of the deck is rated at 125 psf.

Item No	Description	Weight
PAINTED DECKS		
85025	4' x 2' Painted Deck	48 lbs
85024	4' x 4' Painted Deck	77 lbs
85026	4' x 4' 45° Painted Deck	49 lbs
85292	4' x 4' Curved Painted Deck	55 lbs
85294	4' Curved Painted Deck (Left)	30 lbs
85295	4' Curved Painted Deck (Right)	30 lbs
GRAY CARPETED DECKS		
85117	4' x 2' Carpeted Deck	50 lbs
85055	4' x 4' Carpeted Deck	80 lbs
85273	4' x 4' 45° Carpeted Deck	52 lbs
85304	4' x 4' Curved Carpeted Deck	58 lbs
85301	4' Curved Carpeted Deck (Left)	32 lbs
85302	4' Curved Carpeted Deck (Right)	32 lbs
QUAD RIPPLE DECKS		
85436	4' x 2' Quad Ripple Deck	51 lbs
85357	4' x 4' Quad Ripple Deck	82 lbs
85412	4' x 4' 45° Quad Ripple Deck	51 lbs





85026
4'x 4' 45 Corner Deck



85292
4'x 4' Curved Corner Deck



85294
4' Curved Deck - Left





85295
4' Curved Deck - Right



SIGNATURE STAGE

STAGE COMPONENTS




LEGS, FEET & BRACING

The legs are drilled in 1" increments for easy adjustment and quick assembly. Our feet are non-marring and adjustable to get a perfect fit. Unique telescopic leg design offers maximum stage adjustment. The quick-connect brace is held in place with 2 snap pins (which are included). The diagonal brace adds stability to any stage and is recommended on stage deck heights above 24".

Item No	Description	Weight
SQUARE GALVANIZED STARTER LEG - 1.75" 14 ga		
85016	6" Leg (Stage Height, 8")	.8 lbs
85098	9" (Stage Height, 11")	1.1 lbs
85017	12" (Stage Height, 14")	1.5 lbs
85101	13" (Stage Height, 15")	1.7 lbs
85018	18" (Stage Height, 20")	2.3 lbs
85005	24" (Stage Height, 26")	3.0 lbs
85008	30" (Stage Height, 32")	3.8 lbs
85002	36" (Stage Height, 38")	4.6 lbs
85020	48" (Stage Height, 50")	6.1 lbs
SQUARE GALVANIZED INSIDE LEG - 1.5" 12 ga		
85003	12" (adds up to 6")	1.7 lbs
85014	18" (adds up to 12")	2.6 lbs
85102	21" (adds up to 15")	3 lbs
85004	24" (adds up to 18")	3.4 lbs
85007	30" (adds up to 24")	4.3 lbs
85001	36" (adds up to 30")	5.1 lbs
85015	48" (adds up to 42")	6.8 lbs
ADDITIONAL LEG STOCK (CUT YOUR OWN LENGTH)		
85156	12' (1 3/4" for outside legs)	18 lbs
85012	24' (1 3/4" for outside legs)	36 lbs
85150	12' (1 1/2" for inside legs)	20 lbs
85011	24' (1 1/2" for inside legs)	40 lbs

Item No	Description	Weight
NON-MARRING ADJUSTABLE BASE FOOT		
85410	Short Stem Foot with Snap Pin	1.5 lbs
85420	Long Stem Foot with Snap Pin	2 lbs
QUICK-CONNECT DIAGONAL BRACES		
85270-02	Gray Starter Brace with Snap Pins For legs with 46" spacing	5 lbs
85236-05	Black Continuous Brace with Snap Pins For legs with 48" spacing	5 lbs
ADDITIONAL PARTS		
85039	5/16" T Handle Wrench	1 lbs
85113	5/16" T Handle Wrench with Extended Handle	2 lbs
06003	2" Snap Pin	0.1 lbs
06003-50	2" Snap Pin - Bag of 50	5 lbs
PI-01-0050	Deck Screw	0.01 lbs
PI-01-0051	Deck Screw Clip	0.01 lbs
PI-01-0052	Thumb Screw	0.1 lbs
85077	Riser Socket with Hex Nuts	2 lbs
85076	Replacement Roto lock with bolts & nuts	.75 lbs



3 YEAR LTD
WARRANTY
★ ★ ★

SIGNATURE STAGE DECK & LEG CALCULATOR

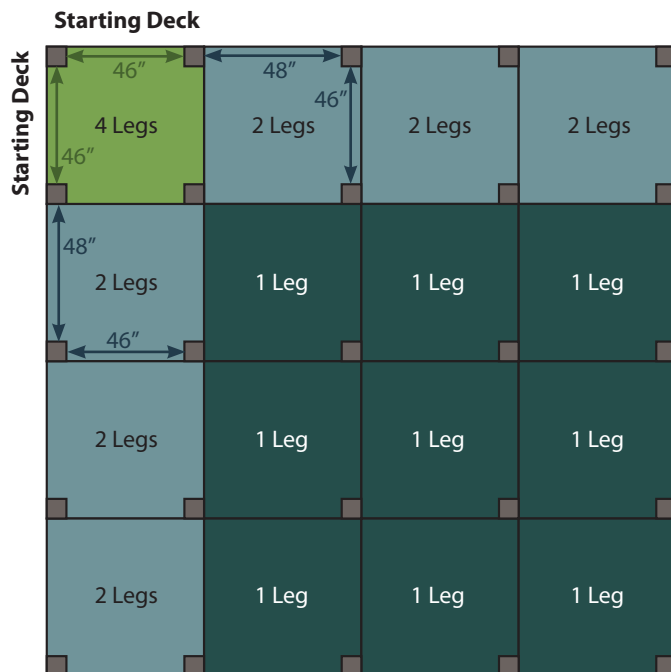
The chart below will help you calculate the number of decks and legs needed for various sized square/rectangular decking. Find the length and width of your decking on the outer most columns and record the quantities where they intersect.

		STAGE WIDTH																							
STAGE DEPTH		4'		8'		12'		16'		20'		24'		28'		32'		36'		40'		44'		48'	
		Decks	Legs	Decks	Legs	Decks	Legs	Decks	Legs	Decks	Legs	Decks	Legs	Decks	Legs	Decks	Legs	Decks	Legs	Decks	Legs	Decks	Legs	Decks	Legs
	4'	1	4	2	6	3	8	4	10	5	12	6	14	7	16	8	18	9	20	10	22	11	24	12	39
	8'	2	6	4	9	6	12	8	15	10	18	12	21	14	24	16	27	18	30	20	33	22	36	24	52
	12'	3	8	6	12	9	16	12	20	15	24	18	28	21	32	24	36	27	40	30	44	33	48	36	65
	16'	4	10	8	15	12	20	16	25	20	30	24	35	28	40	32	45	36	50	40	55	44	60	48	78
	20'	5	12	10	18	15	24	20	30	25	36	30	42	35	48	40	54	45	60	50	66	55	72	60	91
	24'	6	14	12	21	18	28	24	35	30	42	36	49	42	56	48	63	54	70	60	77	66	84	72	104
	28'	7	16	14	24	21	32	28	40	35	48	42	56	49	64	56	72	63	80	70	88	77	96	84	117
	32'	8	18	16	27	24	36	32	45	40	54	48	63	56	72	64	81	72	90	80	99	88	108	96	130
	36'	9	20	18	30	27	40	36	50	45	60	54	70	63	80	72	90	81	100	90	110	99	120	108	117
	40'	10	22	20	33	30	44	40	55	50	66	60	77	70	88	80	99	90	110	100	121	111	132	120	143

Below is a list of various stage sizes and required brace quantity for each. Decks over 48" high are to be double braced.

STAGE SIZE	Braces Required Under 48" Deck Height		Braces Required Over 48" Deck Height	
	Starter 85270-02	Continuous 85236-05	Starter 85270-02	Continuous 85236-05
8' x 8'	4	0	8	0
12' x 12'	4	4	8	8
12' x 16'	4	5	8	10
16' x 16'	4	6	8	12
16' x 20'	4	8	8	14
20' x 20'	4	8	8	16
20' x 24'	4	10	8	20
24' x 24'	4	12	8	24
28' x 28'	4	14	8	28
32' x 32'	4	16	8	32
36' x 36'	4	20	8	40
36' x 40'	4	22	8	44
36' x 44'	4	26	8	52
36' x 48'	4	28	8	56
40' x 24'	4	16	8	32
40' x 32'	4	20	8	40
40' x 40'	4	24	8	48
40' x 48'	4	30	8	60

The diagram below gives a top down view of a 16' x 16' stage set up with hanging decks. Please note how the legs are placed under each stage.



SIGNATURE STAGE

GUARDRAIL & STAIRS



85334




85334

GUARD RAILS

Granite has simplified guardrail installation by switching to built in sockets. This makes ordering easier and also ensures that each guardrail is secured properly. Each 4 foot section of guardrail attaches to a side of the signature stage.

Each guardrail is completely independent of the other guardrail sections, so any stage configuration can be used. The guardrails attach via four bolts with wingnuts. Once hand tightened around the stage, a simple torque of the wrench can further secure each guardrail.

Half vertical guardrails are the most popular and provide a professional and secure look for each stage setup.



Built in sockets.

Item No	Description	Weight
HALF VERTICAL GUARD RAIL WITH BUILT IN SOCKETS		
85333	2' Half Vertical Stage Guard Rail Panel	15 lbs
85334	4' Half Vertical Stage Guard Rail Panel	28 lbs
85443	8' Half Vertical Stage Guard Rail Panel	52 lbs
3 RAIL HORIZONTAL WITH BUILT IN SOCKETS		
85450	2' 3 Rail Horizontal Stage Guard Rail Panel	12 lbs
85452	4' 3 Rail Horizontal Stage Guard Rail Panel	23 lbs
85451	8' 3 Rail Horizontal Stage Guard Rail Panel	44 lbs



3 YEAR LTD
WARRANTY
★ ★ ★





STAIRS

Our adjustable stair is the most versatile stair on the market. Integrated handles and locking feature make the stairs easy to carry and transport. Stairs fold down to less than 12" tall for storage. Code compliant, when used at recommended stage heights. Handrails included. Three step stair unit shown.

Our fixed stair works on both our Signature and Axis stage who's platform height is between 16" to 24"


Item No	Description	Weight
85204-05	3 Step Package w/ Hand Rail Adjustable from 12" to 32"	132 lbs
85206-05	5 Step Package w/ Hand Rail Adjustable from 20" to 48"	188 lbs
85205-05	8 Step Package w/ Hand Rail Adjustable from 32" to 72"	300 lbs
83115	Fixed two step stair - 16" High	83 lbs



Stairs fold flat for easy storage.

SIGNATURE STAGE

ACCESS RAMPS & STAGE PACKAGES

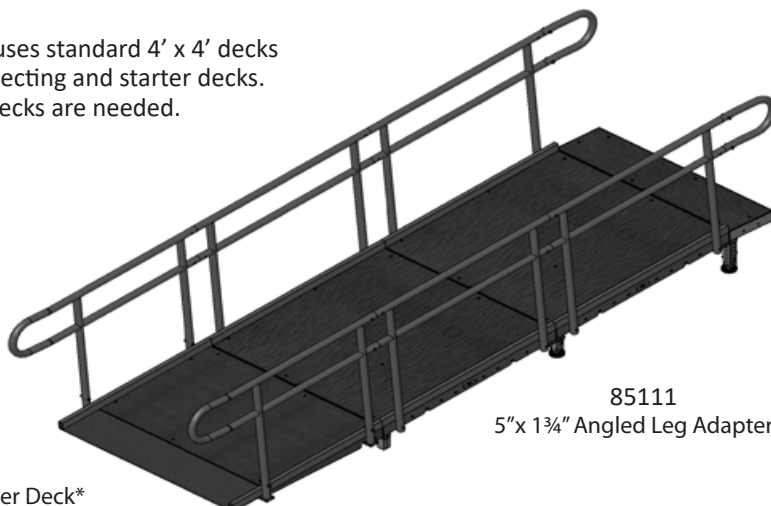


ACCESS RAMPS

Due to the unique design of Signature Stage, the use of only a Starter Deck and Connecting Deck permits a ramp of any length to be assembled using standard stage decks to complete it. The angled leg adapter used with regular legs makes this possible. 1" Rise to 12" run. (1:12 pitch). Guard rail packages are available, call factory for details.

Item No	Description	Weight
85109	4' x 30" Access Ramp Starter Deck*	68 lbs
85110	4' x 12" Access Ramp Connecting Deck*	30 lbs
85111	5" x 1 3/4" Angled Leg Adapter	1.5 lbs
85367-05	Stage End Hand Rail Section	3.5 lbs
85368-05	Intermediate Hand Rail Section	25 lbs
85364-05	Starter Deck End Hand Rail Section - Left	24.5 lbs
85365-05	Starter Deck End Hand Rail Section - Right	24.5 lbs
85366-05	Hand Rail Starter Mount	6 lbs

*Ramp assembly uses standard 4' x 4' decks between the connecting and starter decks. No special 4' x 4' decks are needed.



85109
4' x 30" Access Ramp Starter Deck*

85110
4' x 12" Access
Ramp Connecting Deck*

85111
5" x 1 3/4" Angled Leg Adapter

SIGNATURE STAGE PACKAGES

Stages heights are adjustable by using the following:

No leg: 4"

13" Leg only: 13"-14"

13" & 21" Leg combined: 21" - 30"

Description	Part No	STAGE PKG PKS1212	STAGE PKG PKS1216	STAGE PKG PKS1620	STAGE PKG PKS2020	STAGE PKG PKS2024
		12' x 12'	12' x 16'	16' x 20'	20' x 20'	20' x 24'
Signature 4' x 4' Steel Platforms <i>Painted Plywood top - 77 lbs</i>	85024	9	12	20	25	30
13" L x 1.75" Legs	85101	16	20	30	36	42
21" L x 1.5" Legs	85102	16	20	30	36	42
2" Snap Pins <i>for adjustable legs</i>	06003	16	20	30	36	42
Adjustable Feet <i>includes snap pins</i>	85410	16	20	30	36	42
Gray Starter Braces <i>for 46" Spaced Legs</i>	85270-02	4	4	4	4	4
Black Continuous Brace <i>for 48" spaced legs</i>	85236-05	4	5	8	8	10
T Handle Wrench	85039	1	1	1	1	1
Optional Deck Upgrades						
<i>Quad Ripple Laminate Deck Weight: 82 Lbs</i>	85357					
<i>High Traffic Carpet Deck Weight: 80 lbs</i>	85055					

Add-Ons	
Description	Part No
3 Step Adjustable Stair <i>with Hand Rail</i>	85204-50
Fixed Two Step Stair <i>with Hand Rail</i>	83115
4' Half Grid Guardrails <i>with Built In Sockets</i>	85334
Stage Platform Cart <i>holds 10 4' Stage Decks</i>	67339



67339



Shown with optional guardrail
and 3 step adjustable stair.

3 YEAR LTD
WARRANTY
★★★




AXIS STAGE

ALUMINUM STAGE DECKS



83001



Quad Ripple deck surface

83011


AXIS ALUMINUM STAGE DECK

The AXIS series aluminum staging from Granite Industries represents one of the premier staging lines in the USA. Engineered, manufactured and assembled in the USA, the AXIS staging is built to last. The aluminum frame is lightweight and easy to handle. The portable stage comes standard with a painted plywood base. The quad ripple laminate improves every aspect of the AXIS stage. This staging can be used indoors or outdoors. Use it as a flat stage, multilevel stage, stage extension, tiered seating, event platforms or about any other elevated need. The strength of the deck is rated at 125 psf.

Item No	Description	Weight
83002	4' x 2' Painted Deck	28 lbs
83001	4' x 4' Painted Deck	47 lbs
83003	4' x 8' Painted Deck	90 lbs
83012	4' x 2' Quad Ripple Deck	35 lbs
83011	4' x 4' Quad Ripple Deck	52 lbs
83013	4' x 8' Quad Ripple Deck	96 lbs



83013







AXIS STAGE

STAIRS & GUARDRAIL



AXIS STAIRS AND GUARDRAILS

Item No	Description	Weight
STAIR PACKAGES		
83080	3 Step Package w/ Hand Rail Adjustable from 12" to 32"	154 lbs
83081	5 Step Package w/ Hand Rail Adjustable from 20" to 48"	170 lbs
83082	8 Step Package w/ Hand Rail Adjustable from 32" to 72"	322 lbs
83115	Fixed two step stair - 16" High	83 lbs
GUARD RAIL WITH BUILT IN SOCKETS		
83070	2' Half Vertical Stage Guard Rail Panel	21 lbs
83071	4' Half Vertical Stage Guard Rail Panel	31 lbs
83072	8' Half Vertical Stage Guard Rail Panel	59 lbs
AXIS STAGE COMPONENTS		
83100	Connector Sleeve & Bolt	.2 lbs
83103	4' Diagonal Brace	4 lbs
83112	Plastic Stage Connector Clip	.25 lbs
85410	Adjustable Foot	2 lbs



3 YEAR LTD
WARRANTY
★ ★ ★



Don't just take our word for it - here is what one owner has to say about AXIS.

Bill Fischio has watched his company, Big Fish Sound, grow and develop over the last four years. Starting with a few local gigs, Big Fish Sound is now a premier audio and staging provider in Northwest Ohio. They are a full service operation providing sound, lighting, power systems, and staging. As with most rental companies, they need to be flexible, versatile and competitive. Bill has been very pleased with his AXIS staging for those reasons. He started his company using a competitor's stage, but after seeing AXIS staging by Granite, he changed over and has never looked back.

When asked what he likes most about AXIS, he highlighted the quicker setup, better overall finish and sturdiness of the decks once in place. He uses almost exclusively AXIS 8 ft. x 4 ft aluminum stages complete with the quad ripple laminate on top. He started with 32 decks and covered his start-up costs within the first two years of renting out the decks. He is now reaping in the profits that go with purchasing a product that his employees like setting up and is built to last. The durability of the stages was obvious, even with four years of use, the stages looked almost new. When asked about the quad ripple laminate Bill stated the following

"The quad ripple finish is perfect for us, we can leave it outside in the elements without fear of the decks deteriorating. The quad ripple provides improved safety for those that use the stage, even if the stage is in the rain. When it comes time for an indoor event, the stage deck is highly praised. The transformation from outdoor to indoor is very easy. Using only water we either power wash or scrub the decks, and within a short time they are ready to go from outdoor fairs to indoor pageants."

Bill also commented on how the construction of the stage allows it to be set in place for up to a week without adjustments. This was especially noticeable when compared to the competitor's stage he used in the past, which required retightening of the stage every day.



4' x 4' AXIS ALUMINUM STAGE PACKAGES

Stages heights are adjustable by using the following:

No leg: 4"

13" Leg only: 13"-14"

13" & 21" Leg combined: 21" - 30"

Description	Part No	STAGE PKG PKA1212	STAGE PKG PKA1216	STAGE PKG PKA1620	STAGE PKG PKA2020	STAGE PKG PKA2024
		12' x 12'	12' x 16'	16' x 20'	20' x 20'	20' x 24'
AXIS 4' x 4' Aluminum Platforms <i>Quad Ripple Laminate deck - 52 lbs</i>	83011	9	12	20	25	30
13" L x 1.75" Legs	85101	36	48	80	100	120
21" L x 1.5" Legs	85102	36	48	80	100	120
2" Snap Pins <i>for adjustable legs</i>	06003	36	50	80	100	120
Adjustable Feet <i>includes snap pins</i>	85410	36	48	80	100	120
Connector Bolt Kit <i>Includes Bolt, Nut and Sleeve</i>	83100	12	15	21	24	27
Plastic Connector Clips	83112	12	17	31	40	49
Optional Deck Upgrades						
<i>Painted Deck - Optional</i> <i>Deck Weight: 47 lbs</i>	83001	--	--	--	--	--

Optional Add-ONS

Description	Part No	Description	Part No	Description	Part No
3 Step Adjustable Stair <i>with Hand Rail</i>	83080	4' Half Grid Guardrails <i>with Built In Sockets</i>	83071	Stage Platform Cart <i>holds 10 4' Stage Decks</i>	67339
Fixed Two Step Stair <i>with Hand Rail</i>	83115	Gray 4' Brace <i>includes 2 snap pins</i>	83103		



4' x 8' AXIS ALUMINUM STAGE PACKAGES

Stages heights are adjustable by using the following:

No leg: 4"

13" Leg only: 13"-14"

13" & 21" Leg combined: 21" - 30"

Description	Part No	STAGE PKG PKA81216	STAGE PKG PKA81620	STAGE PKG PKA82024	STAGE PKG PKA82432	STAGE PKG PKA83240
		12' x 16'	16' x 20'	20' x 24'	24' x 32'	32' x 40'
AXIS 4' x 8' Aluminum Platforms <i>Quad Ripple Laminate deck - 96 lbs</i>	83013	6	10	15	24	35
13" L x 1.75" Legs	85101	36	60	90	144	210
21" L x 1.5" Legs	85102	36	60	90	144	210
2" Snap Pins <i>for adjustable legs</i>	06003	36	60	90	144	210
Adjustable Feet <i>includes snap pins</i>	85410	36	60	90	144	210
Connector Bolt Kit <i>Includes Bolt, Nut and Sleeve</i>	83100	8	15	18	25	33
Plastic Connector Clips	83112	11	21	34	58	102
Optional Deck Upgrades						
<i>Painted Deck - Optional</i> <i>Deck Weight: 90 lbs</i>	83003	--	--	--	--	--

Optional Add-Ons

Description	Part No	Description	Part No	Description	Part No
3 Step Adjustable Stair <i>with Hand Rail</i>	83080	8' Half Grid Guardrails <i>with Built In Sockets</i>	83072	Stage Platform Cart <i>holds eight 8' Stage Decks</i>	67194
Fixed Two Step Stair <i>with Hand Rail</i>	83115	Gray 4' Brace <i>includes 2 snap pins</i>	83103		



67195

SIGNATURE BLEACHERS

STANDARD & DELUXE



STANDARD SIGNATURE BLEACHERS

Item No	Description	Dimensions	Weight	Seats
3 & 4 ROW BLEACHERS				
Includes complete steel understructure, anodized aluminum seat boards and mill finished aluminum footboards.				
90662	3 Row, 9' Long	9'W x 4'8"D x 2'6"H	175 lbs	18
90474	3 Row, 15' Long	15'W x 4'8"D x 2'6"H	254 lbs	30
90459	3 Row, 21' Long	21'W x 4'8"D x 2'6"H	360 lbs	42
90494	4 Row, 9' Long	9'W x 6'7"D x 2'6"H	245 lbs	24
90464	4 Row, 15' Long	15'W x 6'7"D x 2'6"H	395 lbs	40
90645	4 Row, 21' Long	21'W x 6'7"D x 2'6"H	546 lbs	56
5 ROW BLEACHERS				
Includes guardrail. Double footboards and toeboards on the top 2 rows.				
90785	5 Row, 9' Long	9'W x 9'4"D x 7'7"H	630 lbs	30
90786	5 Row, 15' Long	15'W x 9'4"D x 7'7"H	887 lbs	50
90787	5 Row, 21' Long	21'W x 9'4"D x 7'7"H	1,137 lbs	65

Item No	Description	Weight	Seats
UNDERSTRUCTURE ONLY			
You supply seatboards, footboards and guardrails			
90304	3 Row, 6' Long	52 lbs	18
90305	3 Row, 12' Long	102 lbs	30
90306	3 Row, 18' Long	142 lbs	42
90309	4 Row, 6' Long	94 lbs	24
90310	4 Row, 12' Long	168 lbs	40
90311	4 Row, 18' Long	206 lbs	56
90237	5 Row, 6' Long	114 lbs	30
90238	5 Row, 12' Long	180 lbs	50
90239	5 Row, 18' Long	246 lbs	65



90464



DELUXE SIGNATURE BLEACHERS

The Deluxe Signature Series Bleacher Packages from Granite Industries represents one of the premier bleacher lines in the USA. Engineered, manufactured and assembled in the USA, the Signature bleachers are built to last. The 5 row bleacher design offers a professional look and versatile setup. The anodized aluminum seat boards provide a long lasting and structurally sound base. The anodized finish also reflects and regulates heat, keeping the bleachers at a consistent temperature. The Signature Series features mill finished aluminum foot boards. These foot boards meet traction requirements along with excellent visual appeal. The steel understructure offers unmatched strength and expected life. These bleachers are designed for outdoor use.

Includes complete steel understructure, anodized aluminum seat boards and mill finished aluminum double footboards, guardrail, toeboards, and aisle with mid-aisle handrail when applicable.

Item No	Description	Dimensions	Weight	Seats
5 ROW BLEACHERS				
90759	5 Row, 21' Long	21'W x 9'4"D x 7'7"H	1,165 lbs	54
90778	5 Row, 27' Long	27'W x 9'4"D x 7'7"H	1,493 lbs	74
90779	5 Row, 33' Long	33'W x 9'4"D x 7'7"H	2,137 lbs	94
10 ROW BLEACHERS				
90780	10 Row, 21' Long	21'W x 19"D x 10'7"H	3,191 lbs	104
90781	10 Row, 27' Long	27'W x 19"D x 10'7"H	4,008 lbs	144
90782	10 Row, 33' Long	33'W x 19"D x 10'7"H	4,783 lbs	184

FOLD-N-TOW

PORTABLE BLEACHER SYSTEM



90882

FOLD-N-TOW BLEACHER

The Fold-N-Tow trailer has a tandem axle, 7 pin adapter & electric brakes. It only requires 2 people to set up or tear down. Both can be completed in 15 minutes or less. The Fold-N-Tow can be towed with a 1/2 ton pickup truck.

Fold-N-Tow 72

- 19' Bleacher (25' Long Overall)
- Center aisle comes with detachable hand rails that store on the back of the trailer.
- Easily folds up into 3 sections.
- 72 person capacity



Fold-N-Tow 107

- 26.5' Bleacher (32.5' Long Overall)
- Aisle comes with detachable hand rails that store on the back of the trailer.
- Easily folds up into 4 sections.
- 107 person capacity



Item No	Description	Dimensions	Weight	Seats
90836	Fold-N-Tow 72	9' 6" H x 8' W (13' W seating position) x 25' L	3200 lbs	72
90882	Fold-N-Tow 107	9' 6" H x 8' W (13' W seating position) x 32' 6" L	4600 lbs	107



STADIUM BLEACHERS & BENCHES

STADIUM BLEACHERS

Granite Stadium Bleachers offer a high capacity bleacher system for outdoor bleacher seating requirements. Granite bleacher systems are engineered for safety, easy assembly, and durability. The 14 gauge steel tubing understructure is combined with anodized aluminum seat planks and mill-finished foot planks. This system is designed to meet the rigors of daily use, both indoors or outdoors, with little or no maintenance for years to come.

Stadium bleachers can be made at ground level or elevated. This is an ideal solution for football, soccer or other events where elevated seating can greatly improve the spectators' viewing experience.

Bleachers include guardrail, aisles with handrail, entry stairs, anodized aluminum seat planks, aluminum foot planks and riser plank on all rows to meet building and safety codes. ADA accessible seating and accessible ramps are also available.

Contact Granite Industries for further information. Phone: 877-447-2648 Email: support@graniteind.com





BENCHES

Anodized Aluminum Bench with powder coated steel understructure. Available as bench only, bench with back or bench with back and shelf.

Item No	Dimensions	Weight
75043	7' 6" Bench with Aluminum Seat	33 lbs
75044	15' Bench with Aluminum Seat	46 lbs
75097	7' 6" Bench with Double Aluminum Seat	56 lbs
75098	15' Bench with Double Aluminum Seat	77 lbs
75050	7' 6" Bench w/ Aluminum Seat & Back	47 lbs
75060	15' Bench w/ Aluminum Seat & Back	80 lbs
75085	9' Bench w/ Aluminum Seat, Back & Shelf	107 lbs
75083	15' Bench w/ Aluminum Seat, Back & Shelf	148 lbs



FENCING

CROWD CONTROL AND PREMIUM FENCING

GRANITE INDUSTRIES


595 E. LUGBILL RD

ARCHBOLD, OH 43502

GRANITEIND.COM

877-447-2648

FENCING



50015 & 50018



50212




50019

50017

50018



50017 & 50018



50215



50214

Granite crowd control & security fencing offers an affordable yet durable solution for nearly any application. Galvanized steel provides a weather resistant finish.

Item No	Description	Weight
50015-50	8' x 44" Fencing Section*	43 lbs
50017-50	Wide Arch Base Foot	3 lbs
50018-50	Narrow Arch Base Foot	3 lbs
50019-50	Flat Base Foot	4 lbs

***NOTE:** Each fence panel is 8' long by 3' tall. The base feet provide an additional 8" of height. This brings the total height of the fence to 44".



50037

Step away from dull, boring crowd control fencing with our new Black Tie line. The gloss black finish and new styling gives this fencing a more polished, higher end look. Be sure you have a Black Tie for your next event.

Item No	Description	Weight
50037-05	Black Tie Fence 8'Lg	53 lbs
50017-05	Black Wide Arch Base Foot	3 lbs
50018-05	Black Narrow Arch Base Foot	3 lbs
50019-05	Black Flat Base Foot	4 lbs

3 YEAR LTD
WARRANTY



Dura-Trac Flooring

Made from HDPE plastic, Dura-Trac flooring is designed for speed and ease of installation. The patented slide lock flooring system easily slides together. The floor is 2 3/4" thick with a number of accessories to make Dura-Trac more flexible. **Contact factory for more information.**

