

# GRANITE INDUSTRIAL PRODUCTS

ELECTRIC CARTS, MATERIAL HANDLING,  
SCAFFOLDING, AND MORE



MANUFACTURED BY  
**GRANITE INDUSTRIES**  
GRANITEIND.COM  
AMERICANCARTANDRACK.COM  
OVERLANDCARTS.COM  
877-447-2648

JANUARY 2020



# TABLE OF CONTENTS

## Table of Contents

Overview ..... 3

**Ride On Carts**

Shop Hawk..... 4

**Overland Power Carts**

3/4 cu yd Trash Cart ..... 5

Utility Wagon ..... 6

Wheelbarrows..... 7

Platform Cart ..... 8

Aluminum Carts..... 9

**American Cart and Rack**

Aluminum 4 Wheel Cart ..... 10

Fork Hand Trucks..... 11

Multi Movers..... 12

Mega Haulers ..... 13

Drywall Carts..... 14

Steel Stud Storage Racks..... 15

Warehouse Racks ..... 16-17

Hose Storage Racks ..... 18-19

**Utility & Scaffold**

Fencing ..... 20

Equipment Dollies..... 20

Rolling Towers ..... 21

Power Snappy..... 22

Snappy ..... 23

X-Country Wagon..... 24

## How will it ship?

We have taken the time to list how each cart typically ships. This means if you order one cart, the shipping method will likely be what is listed. If you order multiple products, shipping methods may vary.

If you have questions about shipping, or need additional assistance, such as lift gate service, please contact our customer service department M-F, 8am to 5pm, EST. at 877-447-2648

## Do I have to assemble my cart?

**Fully assembled:**  
You don't have to do a thing other than unbox your cart.

**Minimal assembly required:**  
At most, you'll have to attach the wheels and/or casters to your cart.

**Some assembly required:**  
You may be required to attach the wheels and/or casters, and one or two other components, like a rear wheel assembly.

## Need a reason to choose Granite Industrial products? We'll give you 10.

- 1. Made in the USA**  
Almost all products are hand crafted at our Ohio plant.
- 2. Heavy Duty**  
Standard on all of our products. We build our carts and scaffold to outwork and outlast others.
- 3. American Sourced Steel & Aluminum**  
Almost all of our products are built from American made metals.
- 4. Powder Coated**  
Protects the steel and provides a lasting finish.
- 5. Industry Leading Limited Warranties**  
We stand behind our products.
- 6. Ready to Ship**  
Most of our products are in stock and ready to go.
- 7. Customer Inspired Designs**  
Our unique designs are born from customer feedback.
- 8. Easy to Operate**  
Engineered to be simple and efficient.
- 9. Patented Safety Features**  
Our products keep you and your workers safe.
- 10. Customer Service**  
All customer support is out of our headquarters in Ohio.

## General Warranty Information

We will repair, without charge, any defect due to faulty material or workmanship. These warranties do not cover failures due to abuse, misuse, improper installation, accidental damage or when repairs or modifications have been made or attempted to be made by anyone other than Granite Industries.

Any defective products that meet warranty specifications and Granite Industries approval, may be returned to the factory to be repaired or replaced free of charge. (Granite Industries will pay to ship replacement item(s) to the customer; however the customer is responsible for shipment of products to the factory.)

This remedy is the sole remedy in contract, tort or otherwise, and Granite Industries is not liable for incidental, consequential or special damages.

These warranties give you specific legal rights, and you may have other rights which vary from state to state. Should you have any questions, contact Granite Industries (proof of purchase may be required).

**Granite Industries**  
595 East Lugbill Rd., Archbold, OH 43502  
Phone: 877-447-2648 Fax: 419-445-4733  
Email: support@graniteind.com

## Featured Product Lines

### OVERLAND POWER CARTS

Electric powered wheelbarrows, wagons, and carts.

- **Made in the USA** – Quality you can feel. Engineered, manufactured and assembled by Granite Industries in Archbold, OH.
- **All electric power** – Zero emissions, zero fumes, environmentally friendly, and virtually no noise.
- **Minimal Maintenance** – No oil filters, air filters, or gas to add. Just remember to plug it in.
- **Long Battery Life** – Operate the cart 6-8 hours on a single charge.
- **Huge Capacities** – Hopper sizes range from 6 cu ft to 20 cu ft. Our most popular size is 10 cu ft which is double a traditional wheelbarrow.
- **Warranty** - One (1) year limited warranty on powertrain and electronics. Three (3) year limited warranty on chassis.



### AMERICAN CART & RACK

Offering a wide variety of material handling products.

- **Made in the USA** - Hand crafted at our Ohio plant.
- **Heavy Duty** - Standard on all of our products. We build our carts to outwork and outlast others.
- **Flat Free Wheels** - 10 inch closed-cell tires that will never go flat.
- **3/4" Solid Steel Axles** - Industry leading axle diameter for maximum strength.
- **Powder Coated** - Protects the steel and provides a lasting finish.
- **American Sourced Steel & Aluminum** - Built from American made metals.
- **Warranty** - Carts, excluding any finishes, casters and wheels are warranted for three (3) years from date of original purchase. Casters and wheels are warranted for ninety (90) days from date of original purchase.



### GRANITE INDUSTRIES SCAFFOLD

- **Built to last** - Manufactured of high strength structural steel tubing.
- **Powder Coated** - Protects the steel and provides a lasting finish.
- **Safety comes first** - Meets or exceeds all OSHA & ANSI specifications.
- **Warranty** - Five (5) year limited warranty against manufacturing defects.





# SHOP HAWK POWER CARTS



### FEATURES


- Electric drive system with forward and reverse
- 21 amp-hr rechargeable battery pack
- Onboard charger with battery management system
- Twist throttle with battery indicator lights
- Top Speed 7mph
- Accessory bins on stand on carts:
  - Black: 16.5”L x 6.5”W x 5”H
  - Grey: 19.5”L x 14.5”W x 5.5”H (front) 9”H (back)

### 4 WHEEL STAND ON (70274)

### POWER CRUISER (70276)

Item No	Dimensions	Weight	Capacity
70274	45”H x 24” W x 53”L	230 lb	400 lb
70276	34.5”H x 24”W x 64”L	238 lb	400 lb


All Overland Carts come fully assembled and ready to use.




Controls include forward/reverse button, on/off/e-stop button and horn.



Battery indicator light and twist throttle.



Removable key.



Covered charging plug.

# ELECTRIC POWERED TRASH CART



C27-20A  
70036

## 3/4 CUBIC YARD TRASH CART

### Go big, or go home.

This electric utility cart has our largest amount of hauling space – 20 cubic foot – so load it up!

#### Features

- 20 cu ft hinged dump trash hopper (fits through a 34" opening)
- Optional lid
- Electric drive system with forward and reverse
- 21 amp-hr rechargeable battery pack
- Onboard charger with battery management system
- 10" flat free rear swivel wheels
- Twist throttle with battery indicator lights
- 750 lb capacity on flat surfaces



67477

**C27-20A (70036)** 13" dual ag tires - Top Seller! -

**C27-20F (70229)** 13" flat free dual ag tires

**67477** Fabric Lid for trash cart. Made from heavy duty waterproof tear resistant fabric.

Item No	Dimensions	Weight	Capacity
70036	46"H X 33"W X 65"L	195 lb	750 lb
70229	46"H X 33"W X 65"L	223 lb	750 lb
67477	6.75"H x 29"W x 55"L	3.75 lb	

All Overland Carts come fully assembled and ready to use.

# ELECTRIC POWERED UTILITY WAGON



C44-13A  
70159

## UTILITY WAGON WITH 13 CU FT METAL HOPPER



C44-13A  
70159

### Perfect all-around wagon.

Removable steel sides offer increased capacity and versatility.

#### Features

- 13 cu ft steel wagon hopper with removable sides
- Hopper: 14" H x 32" W x 51" L (fits through a 34" opening)
- Electric drive system with forward and reverse
- 21 amp-hr rechargeable battery pack
- Onboard charger with battery management system
- 10" flat free rear swivel wheels
- Twist throttle with battery indicator lights
- 750 lb capacity on flat surfaces

**C44-13A (70159)** 13" dual ag tires - Top Seller! -

**C44-13F (70211)** 13" flat free dual ag tires

Item No	Dimensions	Weight	Capacity
70159	38" H x 33" W x 65" L	298 lb	750 lb
70211	38" H x 33" W x 65" L	326 lb	750 lb

All Overland Carts come fully assembled and ready to use.



C44-13A  
70159



# ELECTRIC POWERED WHEELBARROWS



C32-10AP  
70051

## POWER DUMP WHEELBARROWS



C32-10AP  
70051



C32-8AP  
70054

### Power at your fingertips.

Our power dump feature makes dumping heavy loads of stone or concrete a snap.

#### Features

- 8 or 10 cu ft hinged dump hopper (fits through a 36" opening)
- Electric powered dumping system
- Electric drive system with forward and reverse
- 21 amp-hr rechargeable battery pack
- Onboard charger with battery management system
- 10" flat free rear swivel wheels
- Twist throttle with battery indicator lights
- 750 lb capacity on flat surfaces

**C32-8AP (70054)** 8 cu ft hopper, 13" dual ag tires & power dump - **Best Cart for Concrete!** -

**C32-8FP (70179)** 8 cu ft hopper, 13" flat free dual ag tires and power dump

**C32-10AP (70051)** 10 cu ft hopper, 13" dual ag tires and power dump - **Top Seller!** -

**C32-10FP (70213)** 10 cu ft hopper, 13" flat free dual ag tires and power dump

Item No	Dimensions	Weight	Capacity
70054	38"H x 34"W x 64"L	236 lb	750 lb
70179	38"H x 34"W x 64"L	264 lb	750 lb
70051	38"H x 36"W x 64"L	238 lb	750 lb
70213	38"H x 36"W x 64"L	266 lb	750 lb

All Overland Carts come fully assembled and ready to use.

# ELECTRIC POWERED PLATFORM CART



C44-PST  
70181

## PLATFORM CART



C44-PST  
70181

Platform can be used with lip up or down. Easily swap the position by removing 4 carriage bolts.



The platform is equipped with our E-Track ratchet system. 12 ft E-strap sold separately.

### Simple yet versatile.

Popular with contractors who desire to add their own equipment to the platform.

### Features

- Steel platform with E-Track ratchet system
- Platform: 1" H x 29"W x 51"L
- Electric drive system with forward and reverse
- 21 amp-hr rechargeable battery pack
- Onboard charger with battery management system
- 10" flat free rear swivel wheels
- Twist throttle with battery indicator lights
- 750 lb capacity on flat surfaces

**C44-PST (70181)** 13" turf tires

Item No	Dimensions	Weight	Capacity
70181	38"H x 29"W x 65"L	234 lb	750 lb
PI-11-0212	12 ft E-Strap		

All Overland Carts come fully assembled and ready to use.



# ELECTRIC POWERED ALUMINUM CARTS



APH-S  
70256

## ALUM. ELECTRIC POWERED HAND TRUCK

### Features

- Electric drive system with forward and reverse
- 12 amp-hr rechargeable battery pack
- Offboard charger with battery management system
- Integrated auto retracting ratchet strap
- 13" single ag drive tires
- 10" flat free rear wheels
- Twist throttle with battery indicator lights
- 750 lb capacity on flat surfaces

### APH-S (70256) Hand Truck

Foot Plate: 24"W x 9"L

### AHTK (70248) Fork Hand Truck

Forks: 3"W x 20"L and adjust from 6" - 18"W

### MI-12-6127 Aluminum Foot Plate for Fork Hand Truck

Includes fork pockets to securely attach the baseplate to the cart.  
 Baseplate measures 24.25"W x 26"L and is 1" high with an 8" back.

Item No	Dimensions	Weight
70256	36"H x 26.5"W x 51"L	126 lb
70248	36"H x 26.5"W x 58"L	160 lb
MI-12-6127	8"H x 24.25"W x 26"L	12 lb

All Overland Carts come fully assembled and ready to use.



AHTK  
70248

## ALUM. ELECTRIC POWERED FORK TRUCK



70248 & MI-12-6127



MI-12-6127



# ALUMINUM 4 WHEEL CART



67424

## ALUMINUM 4 WHEELED HAND TRUCK

Item No. 67424

### Features

- Dual 3/4" solid steel axles
- 10" flat free wheels with high capacity plastic hubs
- Fixed rear wheels
- Powder coated steel handle
- Integrated 2" x 10' auto retracting strap

<b>*Dimensions:</b>	<b>W:</b> 24"	<b>D:</b> 57"	<b>H:</b> 41"
<b>Foot Plate:</b>	<b>W:</b> 24"	<b>D:</b> 9"	
<b>Weight:</b>	50 lb	<b>Capacity:<sup>†</sup></b>	1,000 lb
<b>Typically Ships:</b>	UPS, some assembly required		

<sup>\*</sup>Measurements taken on 4 wheels

<sup>†</sup>Capacity rated when on 4 wheels



# FORK HAND TRUCKS



67264-75

## FORK HAND TRUCK

Item No. 67264-75

### Features

- 3/4" solid steel axle
- 10" flat free wheels with steel hubs
- D-brackets on axle add more stability and strength
- Adjustable solid steel forks; 6" to 19" wide

<b>Dimensions:</b>	<b>W:</b> 22"	<b>D:</b> 32"	<b>H:</b> 50"
<b>Forks:</b>	<b>W:</b> 3"	<b>D:</b> 20"	
<b>Weight:</b>	62 lb	<b>Capacity:</b>	600 lb
<b>Typically Ships:</b>	UPS; some assembly required		



67294-75

## FORK HAND TRUCK WITH DUAL WHEELS

Item No. 67294-75

### Features

- 3/4" solid steel axle
- Dual 10" flat free wheels with steel hubs
- D-brackets on axle add more stability and strength
- Adjustable solid steel forks; 6" to 19" wide

<b>Dimensions:</b>	<b>W:</b> 30"	<b>D:</b> 32"	<b>H:</b> 50"
<b>Forks:</b>	<b>W:</b> 3"	<b>D:</b> 20"	
<b>Weight:</b>	74 lb	<b>Capacity:</b>	800 lb
<b>Typically Ships:</b>	UPS; some assembly required		




**D-Brackets** - One piece design holds the axle in place and supports the load.

**3/4" solid steel axle** - Industry leading axle diameter for maximum strength.



**Flat-free tires** - 10 inch closed-cell tires that will never go flat.



**Powder Coated Finish** - Protects the steel and provides a lasting finish. All of our products are coated in house to ensure consistent quality.



# MULTI MOVERS



67243-75



67245-75

## MULTI MOVER WITH REAR WHEELS

Item No. 67243-75

**Features**

- Dual 3/4" solid steel axles
- 10" flat free wheels with steel hubs
- Rear wheels fold up for storage
- Four E-Track ratchet strap mounts
- Folding foot plate

<b>Dimensions:*</b>	<b>W:</b> 24"	<b>D:</b> 51"	<b>H:</b> 36"
<b>Folding Plate:</b>	<b>W:</b> 23"	<b>D:</b> 17"	
<b>Foot Plate:</b>	<b>W:</b> 18"	<b>D:</b> 6"	
<b>Weight:</b>	84 lb	<b>Capacity:†</b>	1,000 lb
<b>Typically Ships:</b>	UPS; some assembly required		

\*Measurements taken on 4 wheels with folding foot plate open  
†Capacity rated when on 4 wheels



New on our Multi Mover and Multi Mover XT. We flattened the ends of the fold down foot plate for easier load pick up.

## MULTI-MOVER XT WITH REAR WHEELS

Item No. 67245-75

**Features**

- 3/4" solid steel axle
- 10" flat free wheels with steel hubs, rear wheels swivel
- Rear wheels fold down for storage
- Four E-Track ratchet strap mounts (Ratchet straps on pg 4)
- Folding foot plate

<b>Dimensions:*</b>	<b>W:</b> 30"	<b>D:</b> 70"	<b>H:</b> 38"
<b>Folding Plate:</b>	<b>W:</b> 27"	<b>D:</b> 31"	
<b>Foot Plate:</b>	<b>W:</b> 18:	<b>D:</b> 8"	
<b>Weight:</b>	134 lb	<b>Capacity:†</b>	1,500 lb
<b>Typically Ships:</b>	Freight; some assembly required		

\*Measurements taken on 4 wheels with folding foot plate open  
†Capacity rated when on 6 wheels



67245-75 67243-75

Multi Mover with rear wheels, shown next to a Multi Mover XT with rear wheels (sold on pg 5) for size comparison.



67265

## MEGA HAULER WITH REAR WHEELS

Item No. 67265

### Features

- Dual 3/4" solid steel axles
- 16" pneumatic front wheels for rough or loose terrain
- 10" flat free rear wheels fold up for storage
- Welded one piece steel frame
- Four E-Track ratchet strap mounts (Ratchet straps on pg 4)

**Dimensions:\*** W: 35" D: 69" H: 42"

**Foot Plate:** W: 24" D: 12"

**Weight:** 146 lb **Capacity:†** 1,500 lb

**Typically Ships:** Freight, fully assembled

\*Measurements taken on 4 wheels

†Capacity rated when on 4 wheels


## 15" FLAT FREE TIRE OPTION

**Mega Hauler with  
Flat Free Tires - 67325**

**Mega Hauler Slim with  
Flat Free Tires - 67407**

### Features

- Upgrade either Mega Hauler with flat free front wheels
- Capacity: 1,200 lb



15" flat free tire option shown on left compared to standard 16" pneumatic tire.



67274

## MEGA HAULER SLIM WITH REAR WHEELS

Item No. 67274

### Features

- Same as 67265, but with a narrower frame

**Dimensions:\*** W: 25" D: 70" H: 40"

**Foot Plate:** W: 24" D: 12"

**Weight:** 126 lb **Capacity:†** 1,500 lb

**Typically Ships:** Freight, fully assembled

\*Measurements taken on 4 wheels

†Capacity rated when on 4 wheels



67022-75

67265

Shown paired with the trailer dolly (67022-75). See pg 11 for Trailer Dolly.



67325

# DRYWALL CARTS



75132-01

## LO-RIDER DRYWALL CART

Item No. 75132-01

### Features

- 8" casters with plastic hub: 2 swivel, 2 fixed
- Removable posts store under cart
- Lower center of gravity for greater stability

**Dimensions:**    **W:** 29.75"    **D:** 42.5"    **H:** 41"

**Bed:**                **W:** 9"                **Poles:**            **L:** 39"

**Weight:**            72 lb                **Capacity:**       3,000 lb

**Typically Ships:** Freight; minimal assembly required.



75116

## I-CART

Item No. 75116

### Features

- 8" casters with plastic hub: 3 swivel, 1 locking
- Removable posts store under cart
- Design allows for use in tight spaces

**Dimensions:**    **W:** 35"            **D:** 30"            **H:** 35"

**Weight:**            53 lb                **Capacity:**       3,000 lb

**Typically Ships:** UPS, some assembly required




75132-01



75116



75132-01



75116



# STEEL STUD STORAGE RACKS



## STEEL STUD STORAGE RACK

### Item No. 67282

#### Features

- For use with steel studs
- Safely remove banding and maintain a clutter free jobsite
- 8" casters; 2 swivel, 2 fixed
- Two E-Track ratchet strap mounts (Ratchet straps on pg 4)
- Stack up to 3 high, do not exceed 3,000 lbs on casters
- Self storing removable poles
- Two pole positions: 31" or 26" inside widths

<b>Dimensions:</b>	<b>W:</b> 60"	<b>D:</b> 31"	<b>H:</b> 61"
--------------------	---------------	---------------	---------------

<b>Weight:</b>	188 lb	<b>Capacity:</b>	3,000 lb
----------------	--------	------------------	----------

<b>Typically Ships:</b>	Freight; minimal assembly required
-------------------------	------------------------------------



Steel stud rack being used in a warehouse setting.

# WAREHOUSE RACKS



67038



67482

## WAREHOUSE RACK - 66" LEGS & 8" CASTERS

Item No. 67482

**Features**

- 8" casters: 2 swivel with brakes, 2 fixed
- Stack up to 3 high, do not exceed 3,000 lbs on casters
- Storage base (67137) is recommended whenever warehouse racks are stacked
- Eight E-Track ratchet strap mounts (Ratchet straps on pg 4)
- Removable legs for easy loading and unloading
- Holds up to 30 wooden tables, 150 polyfold chairs, or 75 resin/wood folding chairs

<b>Dimensions:</b>	<b>W:</b> 63"	<b>D:</b> 38"	<b>H:</b> 73"
<b>Inside:</b>	<b>W:</b> 56"	<b>D:</b> 31"	<b>H:</b> 60"
<b>Weight:</b>	185 lb	<b>Capacity:</b>	3,000 lb
<b>Typically Ships:</b>	Freight; minimal assembly required		

## WAREHOUSE RACK - 66" LEGS & 5" CASTERS

Item No. 67038

**Features**

- 5" casters: 2 swivel with brakes, 2 fixed

<b>Dimensions:</b>	<b>W:</b> 63"	<b>D:</b> 38"	<b>H:</b> 70"
<b>Inside:</b>	<b>W:</b> 56"	<b>D:</b> 31"	<b>H:</b> 60"
<b>Weight:</b>	180 lb	<b>Capacity:</b>	1,500 lb
<b>Typically Ships:</b>	Freight; minimal assembly required		



67482

67038

67137

Shown in use, stacked two high on warehouse rack storage base 67137 (see page 17 for storage base).

# WAREHOUSE RACKS



## WAREHOUSE RACK - 33" LEGS

Item No. 67136

### Features

- 5" casters: 2 swivel with brakes, 2 fixed
- Stack up to 3 high, do not exceed 1,500 lbs on casters
- For increased storage capacity, use Storage Base (67137)
- Eight E-Track ratchet strap mounts (Ratchet straps on pg 4)
- Removable legs
- Holds up to 15 wooden tables, 75 polyfold chairs, or 35 resin/wood folding chairs

<b>Dimensions:</b>	<b>W:</b> 63"	<b>D:</b> 38"	<b>H:</b> 37"
<b>Inside</b>	<b>W:</b> 56"	<b>D:</b> 31"	<b>H:</b> 27"
<b>Weight:</b>	144 lb	<b>Capacity:</b>	1,500 lb
<b>Typically Ships:</b>	Freight; minimal assembly required		



## WAREHOUSE RACK STORAGE BASE

Item No. 67137

### Features

- For use for long term storage
- Prevents unwanted movement
- Prolongs caster life
- Recommended whenever warehouse racks are stacked


<b>Dimensions:</b>	<b>W:</b> 63"	<b>D:</b> 38"	<b>H:</b> 9"
<b>Weight:</b>	144 lb	<b>Capacity:</b>	1,500 lb
<b>Typically Ships:</b>	Freight; minimal assembly required		



Warehouse Rack (67038) shown on Base (67137).



# HOSE STORAGE RACKS



67342

## 8' HOSE STORAGE RACK - 33" LEGS

Item No. 67342

**Features**

- Maintain an organized and clutter free workspace
- 8" casters: 4 swivel with brakes
- Stack up to 3 high, do not exceed 2,000 lbs on casters

<b>Dimensions:</b>	<b>W:</b> 98"	<b>D:</b> 25"	<b>H:</b> 33"
<b>Storage Area:</b>	<b>W:</b> 92"	<b>D:</b> 18"	<b>H:</b> 17"
<b>Weight:*</b>	220 lb	<b>Capacity:</b>	2,000 lb
<b>Typically Ships:</b>	Freight; minimal assembly required		

\*Weight taken with casters.



67342 (3 shown)

Hose racks (67342) shown in use, stacked 3 high.

## 8' HOSE STORAGE RACK - 39" LEGS (NOT PICTURED)

Item No. 67318

**Features**

- Same as 67342

<b>Dimensions:</b>	<b>W:</b> 98"	<b>D:</b> 25"	<b>H:</b> 39"
<b>Storage Area:</b>	<b>W:</b> 92"	<b>D:</b> 18"	<b>H:</b> 23"
<b>Weight:*</b>	225 lb	<b>Capacity:</b>	2,000 lb
<b>Typically Ships:</b>	Freight; minimal assembly required		

\*Weight taken with casters.

## 5' HOSE STORAGE RACK - 39" LEGS (NOT PICTURED)

Item No. 67368

**Features**

- Same as 67342

<b>Dimensions:</b>	<b>W:</b> 62"	<b>D:</b> 25"	<b>H:</b> 39"
<b>Storage Area:</b>	<b>W:</b> 56"	<b>D:</b> 18"	<b>H:</b> 23"
<b>Weight:*</b>	150 lb	<b>Capacity:</b>	2,000 lb
<b>Typically Ships:</b>	Freight; minimal assembly required		

\*Weight taken with casters.

# HOSE STORAGE RACKS



## 8' FLAT HOSE STORAGE RACK - 33" LEGS

### Item No. 67396

- 8" casters; 4 swivel with brakes
- Stack up to 3 high, do not exceed 2,000 lbs on casters

<b>Dimensions:</b>	<b>W:</b> 98"	<b>D:</b> 25"	<b>H:</b> 33"
<b>Storage Area:</b>	<b>W:</b> 92"	<b>D:</b> 18"	<b>H:</b> 17"
<b>Weight:*</b>	150 lb	<b>Capacity:</b>	2,000 lb

\*Weight taken with casters.

## 8' FLAT HOSE STORAGE RACK - 39" LEGS

### Item No. 67365

- 8" casters; 4 swivel with brakes
- Stack up to 3 high, do not exceed 2,000 lbs on casters

<b>Dimensions:</b>	<b>W:</b> 98"	<b>D:</b> 25"	<b>H:</b> 39"
<b>Storage Area:</b>	<b>W:</b> 92"	<b>D:</b> 18"	<b>H:</b> 23"
<b>Weight:*</b>	155 lb	<b>Capacity:</b>	2,000 lb

\*Weight taken with casters.



## 5' FLAT HOSE STORAGE RACK - 39" LEGS

### Item No. 67397

- 8" casters; 4 swivel with brakes
- Stack up to 3 high, do not exceed 2,000 lbs on casters

<b>Dimensions:</b>	<b>W:</b> 62"	<b>D:</b> 25"	<b>H:</b> 39"
<b>Storage Area:</b>	<b>W:</b> 56"	<b>D:</b> 18"	<b>H:</b> 23"
<b>Weight:*</b>	130 lb	<b>Capacity:</b>	2,000 lb

\*Weight taken with casters.





# FENCING



## CROWD CONTROL FENCING & FEET

Item No	Description	Weight
50015-50	8' x 44" Fencing Section*	43 lbs
50017-50	Wide Arch Base Foot	3 lbs
50018-50	Narrow Arch Base Foot	3 lbs
50019-50	Flat Base Foot	4 lbs

\*NOTE: Each fence panel is 8' long by 3' tall. The base feet provide an additional 8" of height. This brings the total height of the fence to 44".



## SECURITY FENCING

Item No	Description	Weight
50212	6' H x 8'L Security Fencing	56 lbs
50213	8' H x 8'L Security Fencing	75 lbs
50214	Flat Foot	11 lbs
50215	Connector	1 lbs



## EQUIPMENT DOLLIES - 4 PACK

Item No. 67219-4

### Features

- Interlocking and stackable
- Sold in sets of 4
- 3" swivel casters

<b>Dimensions:</b>	<b>W:</b> 23"	<b>D:</b> 16"	<b>H:</b> 5"
<b>Weight:</b>	8 lb. ea	<b>Capacity:</b>	330 lb ea





## ROLLING TOWER PACKAGES / WALKBOARDS



RT7-P10

## ROLLING TOWERS

Item	Dimensions	Weight
RT7-P10	10' H	500 lb
RT7-P15	15' H	565 lb
RT7-P20	20' H	797 lb

All Granite scaffolding meets or exceeds  
 OSHA & ANSI specifications.

10' High Rolling Tower Package - 7' Bracing RT7-P10 Unit Weight 500 lb		
Qty	Item No	Description
4	BFS55S	Step Frame 5'x 5'
4	B7H 27 (*)	7' Brace Spacing
8	BIN	Insert
8	SN	Snap Pin
8	RC	Rivet & cotter
4	BC8	Caster
1	BBC57	Squaring Brace
2	BGRZ5E	End Guard Rail
2	GRZ7S	Side Guard Rail
2	GRZTB7	Toe Board 7'
3	WBP1 19x7	19"x7' Walkboard

15' High Rolling Tower Package - 7' Bracing RT7-P15 Unit Weight 565 lb		
Qty	Item No	Description
6	BFS55S	Step Frame 5'x 5'
6	B7H 27 (*)	7' Brace Spacing
12	BIN	Insert
12	SN	Snap Pin
12	RC	Rivet & cotter
4	BC8	Caster
1	BBC57	Squaring Brace
2	BGRZ5E	End Guard Rail
2	GRZ7S	Side Guard Rail
2	GRZTB7	Toe Board 10'
3	WBP1 19x7	19"x7' Walkboard

20' High Rolling Tower Package - 7' Bracing RT7-P20 Unit Weight - 797 lb		
Qty	Item No	Description
8	BFS55S	Step Frame 5'x 5'
8	B7H 27 (*)	7' Brace Spacing
16	BIN	Insert
16	SN	Snap Pin
16	RC	Rivet & cotter
8	BC8	Caster
1	BBC57	Squaring Brace
2	BGRZ5E	End Guard Rail
2	GRZ7S	Side Guard Rail
2	GRZTB7	Toe Board 10'
3	WBP1 19x7	19"x7' Walkboard
4	BOR	30" Outrigger

Note - Please Specify:  
 (\*) Lock Spacing: 27 3/4", 48"

# POWER SNAPPY



## POWER SNAPPY M

**Powerful Electric Motors** - The Power Snappy is driven by two electric 24v hub motors, making it environmentally friendly. There's no emissions and virtually no noise.

**Improve Productivity** - Manpower is enhanced by reducing the time wasted by moving devices and climbing up and down.

**Easy Transport** - The Power Snappy can be broken down and transported in the back of a pickup truck, and can easily be moved by two people.

**It Fits** - Move from floor to floor on multi-story buildings via elevator, and drive it right on through doorways.

**Integrated Brake System** - When the throttle is off, the Snappy automatically has the brakes applied.

**Easy Charging** - Easily recharge the battery pack via a standard 110v wall outlet.

### Platform Specs

Adjustable platform height:  
Model M: 24" - 60" / Model L: 72"-108"  
Height is adjustable every 2"

### Wheel Specs

Heavy duty 8" drive wheels.  
5" swivel casters.



The Power Snappy takes up no more room than a standard 10' ladder, and offers more safety plus mobility to complete the job faster and more efficiently.



18712

**Model L** (18712) pictured above.

**Conversion Kit** (18717)  
converts Model M to Model L

Item	Dimensions	Weight	Capacity
18711	31" W x 64" L x 65"-100"H	300 lb	500 lb
18712	57" W x 81" L x 92"-148" H	475 lb	500 lb
18717	Conversion Kit	175 lb	--

# SNAPPY UTILITY SCAFFOLD



## SNAPPY UTILITY SCAFFOLD

Compatible with BilJax ProJax and Original Multi Purpose utility scaffold.

**6' SNAPPY** **18006-0102**  
 Platform height 27" - 6'

**6' SNAPPY W/ GUARDRAIL** **18007-0102**  
 Includes Guardrail  
 Platform height 27" - 6'

**6' DOUBLE SNAPPY** **18008-0102**  
 6' Snappy Double Unit with Guardrail  
 & Narrow Outriggers  
 Platform height 27" - 12'



Also available in 8' and 10' platform lengths.  
 Contact factory for more information.

Item	Dimensions	Weight	Capacity
18006-0102	29" W x 6' H x 6' L	149 lb	1,000 lb
18007-0102	29" W x 9'6" H x 6' L	235 lb	1,000 lb
18008-0102	53" W x 15' H x 6' L	386 lb	1,000 lb




User friendly squeeze-lock is spring loaded to maintain the locked position at all times except when released for adjustment. A locking G-Pin is provided to prevent unintentional release. Additional snap pin is provided as a dual locked scaffold system.



Legs are independently adjustable, allowing you to have a stable work surface on uneven ground or on stairways.





67154

X-COUNTRY WAGON

Item No. 67154

Features

- Includes 8' center pole (adjustable up to 7-1/2' long)
- Four 24" H vertical posts
- 16" flat free tires; 4" wide with steel hub

Dimensions:	W: 34"	D: Adj.	H: 50"
Weight:	117 lb	Capacity:	2,000 lb
Typically Ships:	Freight; some assembly required.		

TREE ADD-ON

Item No 67157

Features

- Two trees for more hauling options (cart not included)

Dimensions:	W: 35"	D: 1.5"	H: 33"
Weight:	32 lb each	Capacity:*	2,000 lb
Typically Ships:	Freight, fully assembled		

\*2,000 evenly distributed across both trees



67157

67154

X-COUNTRY WAGON WITH WIDE TIRES

Item No 67326

Features

- Includes 8' center pole (adjustable up to 7-1/2' long)
- Four 24" H vertical posts
- 15" flat free tires, 6" wide with steel hub
- Cart weight: 135 lb
- Width 34"
- Capacity: 2000 lbs



67326



Left: Standard Tire  
(On cart 67154)

Right: Wide Tire  
(On cart 67326)