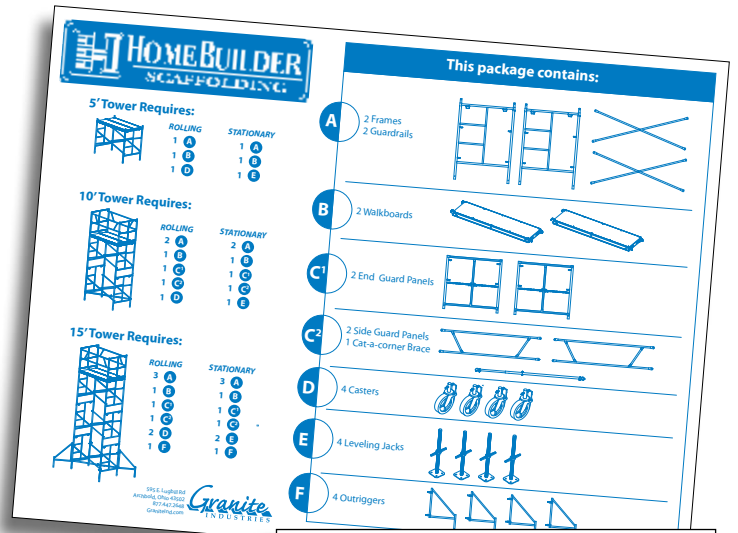




POP Displays

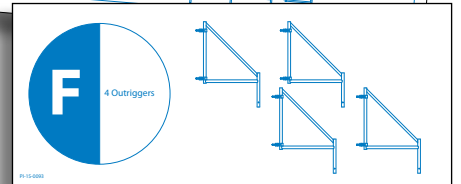
Sample Floor Display

Shows a Caster, Baseplate, Frame, and a scaled down sample of a Walkboard and Crossbrace.



Easy to Read Labeling

Each large label clearly shows customers what items are in the box as well as what components they need to build a 5', 10' or 15' rolling or stationary tower.



Seller and Consumer Friendly Packaging

No need to set up special racks or shelves, all items are boxed and packaged in cartons that can be stacked and displayed on their own. This also reduces the chance of scratching and damaging the product during shipping.

HOMEBUILDER ITEMS

BOX A - FRAME SECTION\$188.00

Contains: 2 - 42" x 5' H Frames (S3-4260F)
2 - Diagonal Braces S3-6B

BOX B - WALK BOARDS\$250.00

Contains: 2 - Walkboard 19"W x 6'L (S3-SH196)

BOX C - GUARDRAILS.....\$246.00

Contains (C1): 2 - Guard Rail End Panel 42" (S3-2GE)
2 - Guard Rail Side Panel (S3-6GS)

Contains (C2): 1 - Squaring Diagonal Brace (S3-6DB)

NOTE: Comes in 2 boxes, C¹ & C²

BOX D - CASTERS\$120.00

Contains: 4 - G8" Casters (S3-CP8)

BOX E - LEVELING JACKS\$96.00

Contains: 4 - Leveling Jacks (S3-LB)

BOX F - OUTRIGGERS\$208.00

Contains: 4 - Outriggers (S3-30OR)

5 Year manufacturing warranty. Can be used indoors or out.
Scaffold is designed to be easily transported in a conventional or mini pickup.
As few as 6 different pieces make up a fully decked rolling tower with safety rail enclosure.
Frame Capacities: 1500# per leg, 3000# per frame,1000# distributed load when applied to horizontal

UTILITY SCAFFOLD

The below scaffolding make great complementary items to add to your Homebuilder product line up.

29" Wide frames with 2" platform adjustment.
Rolls through a standard doorway.
Can stack units for increased work height.
Use on level surfaces or on stairs.
Powder-coated finish.
1000# capacity distributed

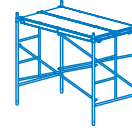
Utility Scaffold Unit.....MP-606.....145#.....\$260.00
6'H x 6'L x 29"W

Guard Rail Set.....GRS6.....90#.....\$150.00
2 pieces make a complete guard rail system including the toe board.

Narrow Outrigger Package.....NORP.....25#.....\$110.00

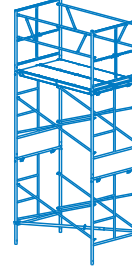
Mini-Fold ScaffoldMF4.....75#.....\$139.00
21" W x 52" H x 44" L

5' Tower Requires:



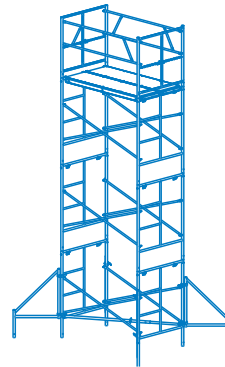
	ROLLING	STATIONARY
	1 A	1 A
	1 B	1 B
	1 D	1 E
	\$558.00	\$534.00

10' Tower Requires:

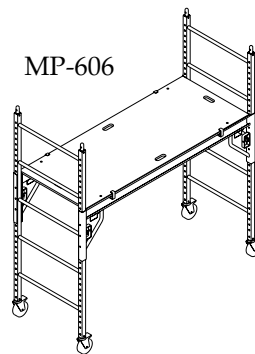


	ROLLING	STATIONARY
	2 A	2 A
	1 B	1 B
	1 C¹	1 C¹
	1 C²	1 C²
	1 D	1 E
	\$992.00	\$968.00

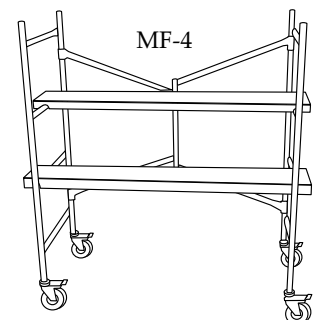
15' Tower Requires:



	ROLLING	STATIONARY
	3 A	3 A
	1 B	1 B
	1 C¹	1 C¹
	1 C²	1 C²
	2 D	2 E
	1 F	1 F
	\$1508.00	\$1460.00



MP-606



MF-4